

Molded Parts Specification Control Drawing

Part Number : 202A011 thru 096
Description : Boot, Straight, Thin Wall

NOTES

- All dimensions are in $\frac{\text{inches}}{\text{[millimeters]}}$; $\frac{\text{lbs}}{\text{[grams]}}$
- Dimensions appearing in table are as follows:
a - As Supplied
b - After Unrestricted Recovery
- Coating is optional. As supplied dimensions appearing in table are for uncoated parts. When coating is added, entry diameters will be reduced by .06 max.
- Molding parts are optional. When -00 modification number is specified molding parts will be located as shown. On sizes 202A011 and 202A021 .12 dia. vent port will be eliminated.
- Weight shown in table of dimensions is based on polyolefin part.
- 202A0XX parts are made from 202A1XX family parts and will have a white label for identification.

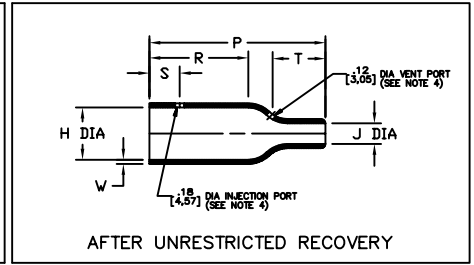
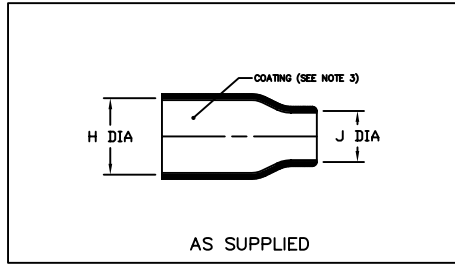


TABLE OF DIMENSIONS

PART NUMBER	H		J		P	R	S	T	W	Weight Nom b
	Min a	Max b	Min a	Max b						
202A011	.42 [10,7]	.31 [7,9]	.33 [8,4]	.15 [3,8]	1.00 [25,4]	.56 [14,2]	.50 [12,7]	N/A	.05 [1,27]	.002 [0,9]
202A021	.54 [13,7]	.39 [9,9]	.46 [11,7]	.21 [5,3]	1.50 [38,1]	.86 [21,8]	.60 [15,2]	N/A	.06 [1,52]	.004 [1,8]
202A032	.76 [19,3]	.56 [14,2]	.56 [14,2]	.26 [6,6]	2.02 [51,3]	1.10 [27,9]	.75 [19,1]	.63 [16,0]	.07 [1,78]	.008 [3,6]
202A042	.94 [23,9]	.70 [17,8]	.61 [15,5]	.29 [7,4]	2.63 [66,8]	1.40 [35,6]	.75 [19,1]	.87 [22,1]	.07 [1,78]	.014 [6,4]
202A053	1.18 [30,0]	.86 [21,9]	.71 [18,0]	.34 [8,6]	2.90 [73,7]	1.63 [41,4]	.75 [19,1]	.87 [22,1]	.07 [1,78]	.025 [11,3]
202A063	1.49 [37,8]	1.08 [27,4]	.84 [21,3]	.37 [9,4]	3.90 [99,1]	2.47 [62,7]	.75 [19,1]	.99 [25,1]	.08 [2,03]	.040 [18,1]
202A074	1.85 [47,0]	1.39 [35,3]	1.40 [35,6]	.63 [16,0]	5.13 [130,3]	2.55 [64,8]	1.00 [25,4]	2.00 [50,8]	.13 [3,30]	.100 [45,4]
202A085	2.34 [59,4]	1.72 [43,7]	1.72 [43,7]	.77 [19,6]	6.35 [161,3]	3.55 [90,2]	1.00 [25,4]	2.15 [54,6]	.15 [3,81]	.193 [87,5]
202A096	3.20 [81,3]	2.25 [57,2]	2.19 [55,6]	1.06 [26,9]	8.37 [212,6]	4.45 [113,0]	1.00 [25,4]	3.15 [80,0]	.16 [4,06]	.367 [166,5]



TYCO ELECTRONICS
300 CONSTITUTION DRIVE
MENLO PARK, CALIFORNIA 94025
© 2004 Tyco Electronics Corporation. All rights reserved

Revision : N
Date : 7/29/04

Part Number : 202A011 thru 096
Description : Boot, Straight, Thin Wall

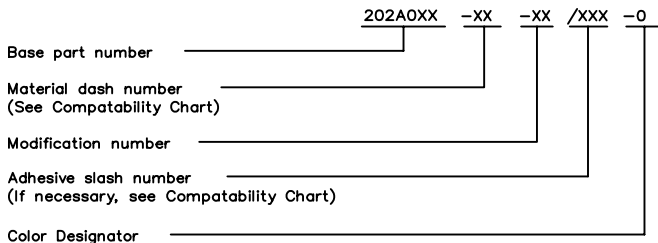
Molded Parts Specification Control Drawing

Part Number : 202A011 thru 096
Description : Boot, Straight, Thin Wall

COMPATABILITY CHART					
MATERIAL DASH NO.	MATERIAL DESCRIPTION	RT SPEC	COATING SLASH NO.	COATING S NO.	COATING DESCRIPTION
-3	Polyolefin, Semi-rigid	RT-301	/42	S-1017	Adhesive
-4	Polyolefin, Flexible	RT-1304	/42	S-1017	Adhesive
-5	Elastomer, Flexible	RT-501	N/A		
-6	Silicone	RT-602	N/A		
-12	*VITON, Flexible	RT-1312	N/A		
-25	Elastomer, Fluid Resistant	RT-1325	/42;/86	S-1017;S-1048	Adhesive

*VITON is a Registered Trademark of Dupont

ORDERING INFORMATION



THIS DRAWING IS SUBJECT TO CHANGE WITHOUT NOTICE; CONSULT YOUR NEAREST FIELD REPRESENTATIVE FOR CURRENT REVISION



TYCO ELECTRONICS
300 CONSTITUTION DRIVE
MENLO PARK, CALIFORNIA 94025

Revision : N
Date : 7/29/04

Part Number : 202A011 thru 096
Description : Boot, Straight, Thin Wall

CAD FILE MP04036

If this document is printed it becomes uncontrolled.
Check for the latest revision.